

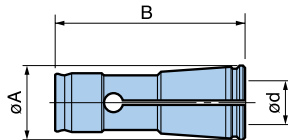
ACCESSORIES

MICRO COLLET	· · · · · P 91
NEW BABY COLLET	· · · · · P 92
NBC ENDMILL COLLET	· · · · · P 93
COLLET EJECTOR	· · · · · P 93
MEGA E COLLET	· · · · · P 94
STRAIGHT COLLET for MILLING CHUCK	· · P 95
PERFECT SEAL (MPS / BPS / EPS)	· · · · P 96
PULL STUD BOLT	· · · · · P 99
POINT MASTER PRO PMP	· · · · · P101
POINT MASTER PMC	· · · · · P103
POINT MASTER PMG	· · · · · P104
BASE MASTER SERIES	· · · · · P105
TOOL MASTER	· · · · · P107
TOOLING MATE	· · · · · P108
HOLDER LOCK	· · · · · P108
KOMBI GRIP	· · · · · P109
ST LOCK	· · · · · P109
T-SLOT CLEAN	· · · · · P109
α WIPER CLEANER	· · · · · P110
TK CLEANER	· · · · · P110
α TAPER CLEANER	· · · · · P110
α TOOLING CLEANER	· · · · · P111
SPINDLE CLEANER	· · · · · P111
CLEAN TEC	· · · · · P111



MICRO COLLET For MEGA MICRO CHUCK

Available in 0.1mm diameter increments to suit all the cutting tool shank sizes with maximum accuracy. Despite their compact size, high clamping force and accuracy are achieved.



Collet concentricity

Collet Class	Max. Runout	
	At nose	At end of test bar
AA	Within 1µm	Within 3µm

MEGA3S	
Collet Model	Clamping Range ød
NBC3S-0.5 AA	0.45 - 0.55
-0.6 AA	0.55 - 0.65
-0.7 AA	0.65 - 0.75
-0.8 AA	0.75 - 0.85
-0.9 AA	0.85 - 0.95
-1.0 AA	0.95 - 1.05
-1.1 AA	1.05 - 1.15
-1.2 AA	1.15 - 1.25
-1.3 AA	1.25 - 1.35
-1.4 AA	1.35 - 1.45
-1.5 AA	1.45 - 1.55
-1.6 AA	1.55 - 1.65
-1.7 AA	1.65 - 1.75
-1.8 AA	1.75 - 1.85
-1.9 AA	1.85 - 1.95
-2.0 AA	1.95 - 2.05
-2.1 AA	2.05 - 2.15
-2.2 AA	2.15 - 2.25
-2.3 AA	2.25 - 2.35
-2.4 AA	2.35 - 2.45
-2.5 AA	2.45 - 2.55
-2.6 AA	2.55 - 2.65
-2.7 AA	2.65 - 2.75
-2.8 AA	2.75 - 2.85
-2.9 AA	2.85 - 2.95
-3.0 AA	2.95 - 3.05
-3.1 AA	3.05 - 3.15
-3.175AA	3.125 - 3.225
-3.2 AA	3.15 - 3.25

øA=6.06 B=18.8

MEGA4S	
Collet Model	Clamping Range ød
NBC4S-0.5 AA	0.45 - 0.55
-0.6 AA	0.55 - 0.65
-0.7 AA	0.65 - 0.75
-0.8 AA	0.75 - 0.85
-0.9 AA	0.85 - 0.95
-1.0 AA	0.95 - 1.05
-1.1 AA	1.05 - 1.15
-1.2 AA	1.15 - 1.25
-1.3 AA	1.25 - 1.35
-1.4 AA	1.35 - 1.45
-1.5 AA	1.45 - 1.55
-1.6 AA	1.55 - 1.65
-1.7 AA	1.65 - 1.75
-1.8 AA	1.75 - 1.85
-1.9 AA	1.85 - 1.95
-2.0 AA	1.95 - 2.05
-2.1 AA	2.05 - 2.15
-2.2 AA	2.15 - 2.25
-2.3 AA	2.25 - 2.35
-2.4 AA	2.35 - 2.45
-2.5 AA	2.45 - 2.55
-2.6 AA	2.55 - 2.65
-2.7 AA	2.65 - 2.75
-2.8 AA	2.75 - 2.85
-2.9 AA	2.85 - 2.95
-3.0 AA	2.95 - 3.05
-3.1 AA	3.05 - 3.15
-3.175AA	3.125 - 3.225
-3.2 AA	3.15 - 3.25
-3.3 AA	3.25 - 3.35
-3.4 AA	3.35 - 3.45
-3.5 AA	3.45 - 3.55
-3.6 AA	3.55 - 3.65
-3.7 AA	3.65 - 3.75
-3.8 AA	3.75 - 3.85
-3.9 AA	3.85 - 3.95
-4.0 AA	3.95 - 4.05

øA=7.4 B=22.5

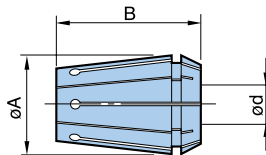
MEGA6S			
Collet Model	Clamping Range ød	Collet Model	Clamping Range ød
NBC6S-0.5 AA	0.45 - 0.55	NBC6S-4.1 AA	4.05 - 4.15
-0.6 AA	0.55 - 0.65	-4.2 AA	4.15 - 4.25
-0.7 AA	0.65 - 0.75	-4.3 AA	4.25 - 4.35
-0.8 AA	0.75 - 0.85	-4.4 AA	4.35 - 4.45
-0.9 AA	0.85 - 0.95	-4.5 AA	4.45 - 4.55
-1.0 AA	0.95 - 1.05	-4.6 AA	4.55 - 4.65
-1.1 AA	1.05 - 1.15	-4.7 AA	4.65 - 4.75
-1.2 AA	1.15 - 1.25	-4.7625AA	4.7125 - 4.8125
-1.3 AA	1.25 - 1.35	-4.8 AA	4.75 - 4.85
-1.4 AA	1.35 - 1.45	-4.9 AA	4.85 - 4.95
-1.5 AA	1.45 - 1.55	-5.0 AA	4.95 - 5.05
-1.6 AA	1.55 - 1.65	-5.1 AA	5.05 - 5.15
-1.7 AA	1.65 - 1.75	-5.2 AA	5.15 - 5.25
-1.8 AA	1.75 - 1.85	-5.3 AA	5.25 - 5.35
-1.9 AA	1.85 - 1.95	-5.4 AA	5.35 - 5.45
-2.0 AA	1.95 - 2.05	-5.5 AA	5.45 - 5.55
-2.1 AA	2.05 - 2.15	-5.6 AA	5.55 - 5.65
-2.2 AA	2.15 - 2.25	-5.7 AA	5.65 - 5.75
-2.3 AA	2.25 - 2.35	-5.8 AA	5.75 - 5.85
-2.4 AA	2.35 - 2.45	-5.9 AA	5.85 - 5.95
-2.5 AA	2.45 - 2.55	-6.0 AA	5.95 - 6.05
-2.6 AA	2.55 - 2.65		
-2.7 AA	2.65 - 2.75		
-2.8 AA	2.75 - 2.85		
-2.9 AA	2.85 - 2.95		
-3.0 AA	2.95 - 3.05		
-3.1 AA	3.05 - 3.15		
-3.175AA	3.125 - 3.225		
-3.2 AA	3.15 - 3.25		
-3.3 AA	3.25 - 3.35		
-3.4 AA	3.35 - 3.45		
-3.5 AA	3.45 - 3.55		
-3.6 AA	3.55 - 3.65		
-3.7 AA	3.65 - 3.75		
-3.8 AA	3.75 - 3.85		
-3.9 AA	3.85 - 3.95		
-4.0 AA	3.95 - 4.05		

øA=9.4 B=24.5

NEW BABY COLLET For MEGA NEW BABY CHUCK, NEW BABY CHUCK



(BIG) NEW BABY COLLET is world renowned for its unmatched accuracy and precision. It offers runout less than 1µm at the collet nose, which is a decided advantage in high speed machining.



MEGA6N / NBS6	
Model	Clamping Range ød
NBC 6-0.5 AA	0.25 - 0.50
-0.75AA	0.50 - 0.75
-1 AA	0.75 - 1.00
-1.25AA	1.00 - 1.25
-1.5 AA	1.25 - 1.50
-1.75AA	1.50 - 1.75
-2 AA	1.75 - 2.00
-2.25AA	2.00 - 2.25
-2.5 AA	2.25 - 2.50
-2.75AA	2.50 - 2.75
-3 AA	2.75 - 3.00
-3.175AA	2.925 - 3.175
-3.25AA	3.00 - 3.25
-3.5 AA	3.25 - 3.50
-3.75AA	3.50 - 3.75
-4 AA	3.75 - 4.00
-4.25AA	4.00 - 4.25
-4.5 AA	4.25 - 4.50
-4.75AA	4.50 - 4.75
-5 AA	4.75 - 5.00
-5.25AA	5.00 - 5.25
-5.5 AA	5.25 - 5.50
-5.75AA	5.50 - 5.75
-6 AA	5.75 - 6.00

øA=9.5 B=14

MEGA8N / NBS8	
Model	Clamping Range ød
NBC8-0.75AA	0.5 - 0.75
-1 AA	0.75 - 1.0
-1.25AA	1.0 - 1.25
-1.5 AA	1.25 - 1.5
-1.75AA	1.5 - 1.75
-2 AA	1.75 - 2.0
-2.25AA	2.0 - 2.25
-2.5 AA	2.25 - 2.5
-2.75AA	2.5 - 2.75
-3 AA	2.75 - 3.0
-3.175AA	2.925 - 3.175
-3.5 AA	3.0 - 3.5
-4 AA	3.5 - 4.0
-4.5 AA	4.0 - 4.5
-5 AA	4.5 - 5.0
-5.5 AA	5.0 - 5.5
-6 AA	5.5 - 6.0
-6.5 AA	6.0 - 6.5
-7 AA	6.5 - 7.0
-7.5 AA	7.0 - 7.5
-8 AA	7.5 - 8.0

øA=12.5 B=18

MEGA10N / NBS10	
Model	Clamping Range ød
NBC10- 1.75AA	1.5 - 1.75
- 2 AA	1.75 - 2.0
- 2.25AA	2.0 - 2.25
- 2.5 AA	2.25 - 2.5
- 2.75AA	2.5 - 2.75
- 3 AA	2.75 - 3.0
- 3.175AA	2.925- 3.175
- 3.5 AA	3.0 - 3.5
- 4 AA	3.5 - 4.0
- 4.5 AA	4.0 - 4.5
- 5 AA	4.5 - 5.0
- 5.5 AA	5.0 - 5.5
- 6 AA	5.5 - 6.0
- 6.5 AA	6.0 - 6.5
- 7 AA	6.5 - 7.0
- 7.5 AA	7.0 - 7.5
- 8 AA	7.5 - 8.0
- 8.5 AA	8.0 - 8.5
- 9 AA	8.5 - 9.0
- 9.5 AA	9.0 - 9.5
-10 AA	9.5 - 10.0

øA=16.5 B=27

MEGA13N / NBS13	
Model	Clamping Range ød
NBC13- 3 AA	2.5 - 3.0
- 3.175AA	2.925 - 3.175
- 3.5 AA	3.0 - 3.5
- 4 AA	3.5 - 4.0
- 4.5 AA	4.0 - 4.5
- 5 AA	4.5 - 5.0
- 5.5 AA	5.0 - 5.5
- 6 AA	5.5 - 6.0
- 6.5 AA	6.0 - 6.5
- 7 AA	6.5 - 7.0
- 7.5 AA	7.0 - 7.5
- 8 AA	7.5 - 8.0
- 8.5 AA	8.0 - 8.5
- 9 AA	8.5 - 9.0
- 9.5 AA	9.0 - 9.5
-10 AA	9.5 - 10.0
-10.5 AA	10.0 - 10.5
-11 AA	10.5 - 11.0
-11.5 AA	11.0 - 11.5
-12 AA	11.5 - 12.0
-12.5 AA	12.0 - 12.5
-13 AA	12.5 - 13.0

øA=20.5 B=31

MEGA16N / NBS16	
Model	Clamping Range ød
NBC16- 3 AA	2.5 - 3.0
- 3.5AA	3.0 - 3.5
- 4 AA	3.5 - 4.0
- 4.5AA	4.0 - 4.5
- 5 AA	4.5 - 5.0
- 5.5AA	5.0 - 5.5
- 6 AA	5.5 - 6.0
- 6.5AA	6.0 - 6.5
- 7 AA	6.5 - 7.0
- 7.5AA	7.0 - 7.5
- 8 AA	7.5 - 8.0
- 8.5AA	8.0 - 8.5
- 9 AA	8.5 - 9.0
- 9.5AA	9.0 - 9.5
-10 AA	9.5 - 10.0
-10.5AA	10.0 - 10.5
-11 AA	10.5 - 11.0
-11.5AA	11.0 - 11.5
-12 AA	11.5 - 12.0
-12.5AA	12.0 - 12.5
-13 AA	12.5 - 13.0
-13.5AA	13.0 - 13.5
-14 AA	13.5 - 14.0
-14.5AA	14.0 - 14.5
-15 AA	14.5 - 15.0
-15.5AA	15.0 - 15.5
-16 AA	15.5 - 16.0

øA=25.5 B=35

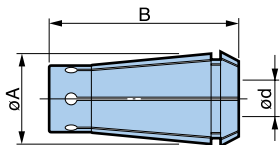
MEGA20N / NBS20	
Model	Clamping Range ød
NBC20- 3 AA	2.5 - 3.0
- 3.5AA	3.0 - 3.5
- 4 AA	3.5 - 4.0
- 4.5AA	4.0 - 4.5
- 5 AA	4.5 - 5.0
- 5.5AA	5.0 - 5.5
- 6 AA	5.5 - 6.0
- 6.5AA	6.0 - 6.5
- 7 AA	6.5 - 7.0
- 7.5AA	7.0 - 7.5
- 8 AA	7.5 - 8.0
- 8.5AA	8.0 - 8.5
- 9 AA	8.5 - 9.0
- 9.5AA	9.0 - 9.5
-10 AA	9.5 - 10.0
-10.5AA	10.0 - 10.5
-11 AA	10.5 - 11.0
-11.5AA	11.0 - 11.5
-12 AA	11.5 - 12.0
-12.5AA	12.0 - 12.5
-13 AA	12.5 - 13.0
-13.5AA	13.0 - 13.5
-14 AA	13.5 - 14.0
-14.5AA	14.0 - 14.5
-15 AA	14.5 - 15.0
-15.5AA	15.0 - 15.5
-16 AA	15.5 - 16.0
-16.5AA	16.0 - 16.5
-17 AA	16.5 - 17.0
-17.5AA	17.0 - 17.5
-18 AA	17.5 - 18.0
-18.5AA	18.0 - 18.5
-19 AA	18.5 - 19.0
-19.5AA	19.0 - 19.5
-20 AA	19.5 - 20.0

øA=28.5 B=38

Collet concentricity

Collet Class	Max. Runout	
	At nose	At end of test bar
AA	Within 1µm	Within 3µm

NEW BABY COLLET For MEGA NEW BABY CHUCK, NEW BABY CHUCK



Collet concentricity

Collet Class	Max. Runout	
	At nose	At end of test bar
AA	Within 1µm	Within 3µm

MEGA6N / NBS6	
Model	ød
NBC 6-3E AA	3
-4E AA	4
-5E AA	5
-6E AA	6

øA=9.2 B=17

MEGA8N / NBS8	
Model	ød
NBC 8-3E AA	3
-4E AA	4
-5E AA	5
-6E AA	6
-8E AA	8

øA=12 B=20

MEGA10N / NBS10	
Model	ød
NBC10- 3E AA	3
- 4E AA	4
- 5E AA	5
- 6E AA	6
- 8E AA	8
-10E AA	10

øA=16 B=32

MEGA13N / NBS13	
Model	ød
NBC13- 3E AA	3
- 4E AA	4
- 5E AA	5
- 6E AA	6
- 8E AA	8
-10E AA	10
-12E AA	12

øA=20 B=38

MEGA16N / NBS16	
Model	ød
NBC16- 3E AA	3
- 4E AA	4
- 5E AA	5
- 6E AA	6
- 8E AA	8
-10E AA	10
-12E AA	12
-14E AA	14
-16E AA	16

øA=25 B=42

MEGA20N / NBS20	
Model	ød
NBC20- 3E AA	3
- 4E AA	4
- 5E AA	5
- 6E AA	6
- 8E AA	8
-10E AA	10
-12E AA	12
-14E AA	14
-16E AA	16
-20E AA	20

øA=28 B=45

- Use only a cutting tool shank with exactly the same diameter as the collet bore diameter.
- The tolerance of the cutting tool shank must be within h7.

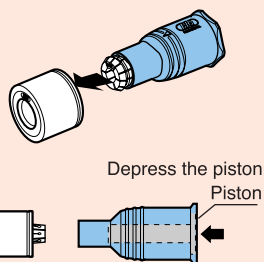
COLLET EJECTOR PAT.P

Collet Ejector can easily and quickly remove New Baby Collets from Mega Nuts & NEW BABY Nuts.



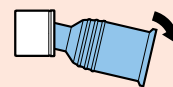
● HOW TO ASSEMBLE A COLLET

Insert the collet into the ColletEjector. Then insert it into the nut and depress the piston.

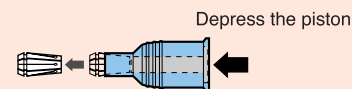


● HOW TO REMOVE A COLLET

1. Tilt the Collet Ejector as shown in the picture to remove the collet from the nut.



2. Finally, depress the piston and the collet will be removed.



■ For NEW BABY COLLET

Model	Nut Model	Collet Model
NBC 6-CE	MGN 6 / NBN 6	NBC 6
NBC 8-CE	MGN 8 / NBN 8	NBC 8
NBC10-CE	MGN10 / NBN10	NBC10
NBC13-CE	MGN13 / NBN13	NBC13

■ For NEW BABY ENDMILL COLLET

Model	Nut Model	Collet Model
NBC 6E-CE	MGN 6 / NBN 6	NBC 6E
NBC 8E-CE	MGN 8 / NBN 8	NBC 8E
NBC10E-CE	MGN10 / NBN10	NBC10E
NBC13E-CE	MGN13 / NBN13	NBC13E

MEGA E COLLET PAT.P For MEGA E CHUCK

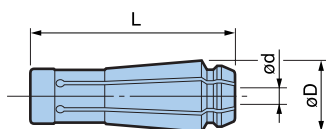


MEGA 6E		
Model	ød	Min. Clamping Length
MEC6-3AA	3	19
-4AA	4	22
-5AA	5	25
-6AA	6	27

L=34.9 øD=11.3

MEGA 8E		
Model	ød	Min. Clamping Length
MEC8-3AA	3	19
-4AA	4	22
-5AA	5	25
-6AA	6	28
-7AA	7	29
-8AA	8	31

L=39.4 øD=14.1



MEGA10E		
Model	ød	Min. Clamping Length
MEC10- 3AA	3	19
- 4AA	4	22
- 5AA	5	25
- 6AA	6	28
- 7AA	7	29.5
- 8AA	8	31
- 9AA	9	33
-10AA	10	37

L=45.7 øD=17.1

MEGA13E		
Model	ød	Min. Clamping Length
MEC13- 3AA	3	19
- 4AA	4	22
- 5AA	5	25
- 6AA	6	28
- 7AA	7	29.5
- 8AA	8	31
- 9AA	9	33
-10AA	10	35
-11AA	11	37
-12AA	12	39

L=47.9 øD=20.6

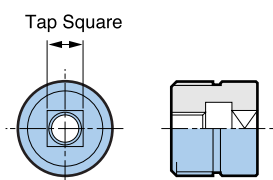
Collet concentricity

Collet Class	Max. Runout	
	At nose	At end of test bar
AA	Within 1µm	Within 3µm

- Use only a cutting tool shank with exactly the same diameter as the collet bore diameter.
- The tolerance of the cutting tool shank must be within h7.

TAP DRIVING BACK STOP For NEW BABY CHUCK

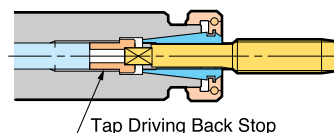
To suit synchronized tapping.



Chuck Model			NBS10	NBS13	NBS16	NBS20
Tap size	Standard	Tap square	Model	Model	Model	Model
M 8	DIN 371	6.2	—	NBA13-M 8DD	—	—
	JIS	5.0	NBA10-M 8	NBA13-M 8	—	—
M10	DIN 371	8.0	—	NBA13-M14M10DD	NBA16-M14M10DD	—
	JIS	5.5	NBA10-M10	NBA13-M10	NBA16-M10	—
M12	DIN 376	7.0	—	NBA13-M12D	NBA16-M12D	NBA20-M12D
	JIS	6.5	—	NBA13-M12	NBA16-M12	NBA20-M12
M14	DIN 376	9.0	—	—	NBA16-M14DM16D	NBA20-M14DM16D
	JIS	8.0	—	NBA13-M14M10DD	NBA16-M14M10DD	NBA20-M14
M16	DIN 376	9.0	—	—	NBA16-M14DM16D	NBA20-M14DM16D
	JIS	10.0	—	—	NBA16-M16	NBA20-M16
M20	DIN 376	12.0	—	—	—	NBA20-M20
	JIS	12.0	—	—	—	NBA20-M20

1. Synchronized tapping function must be provided within the machine.

The square of the tap is positively located by fitting the Tap Driving Back Stop.



STRAIGHT COLLET For (MEGA-D/DS & HMC)


■ PJC COLLET PAT. For (MEGA-D/DS & HMC)

For coolant to cutting tool periphery

High precision



Jet Through



JET THROUGH COLLET

Coolant shoots out of the collet end face.

Model	Chuck Model
PJC16 - 3, 4, 6, 8, 10, 12	MEGA16D / DS · HMC16
PJC20 - 3, 4, 5, 6, 7, 8, 9, 10, 11, 12, 14, 16	MEGA20D / DS · HMC20
PJC25 - 6, 8, 10, 12, 14, 16, 18, 20	MEGA25D / DS · HMC25
PJC32 - 6, 8, 10, 12, 14, 16, 18, 20, 25	MEGA32D / DS · HMC32
PJC42 - 6, 8, 10, 12, 14, 16, 18, 20, 25, 32	MEGA42D / DS · HMC42

1. For coolant directed to cutting tool periphery.

※ With either the Type D or Type DS chuck body, coolant is supplied to cutting tool periphery, not through the tool.

■ PSC COLLET PAT. For (MEGA-D/DS & HMC)

For coolant-through tools

High precision



OIL HOLE COLLET

Model	Chuck Model
PSC16 - 3, 4, 6, 8, 10, 12	MEGA16D / DS · HMC16
PSC20 - 3, 4, 5, 6, 7, 8, 9, 10, 11, 12, 14, 16	MEGA20D / DS · HMC20
PSC25 - 6, 8, 10, 12, 14, 16, 18, 20	MEGA25D / DS · HMC25
PSC32 - 6, 8, 10, 12, 14, 16, 18, 20, 25	MEGA32D / DS · HMC32
PSC42 - 6, 8, 10, 12, 14, 16, 18, 20, 25, 32	MEGA42D / DS · HMC42

■ AC COLLET For (HMC)



ADJUSTABLE STRAIGHT COLLET (Type "C")

Model	Chuck Model
AC16 - 6, 8, 10, 12	HMC16
AC20 - 6, 8, 10, 12, 16	HMC20
AC25 - 6, 8, 10, 12, 16, 20	HMC25
AC32 - 6, 8, 10, 12, 16, 20, 25	HMC32
AC42 - 6, 8, 10, 12, 16, 20, 25, 32	HMC42

1. Coolant through is not provided, see below.

■ OCA COLLET For (HMC)



COOLANT FEED STRAIGHT COLLET (Type "OCA")

Model	Chuck Model
OCA20 - 6, 8, 10, 12, 16,	HMC20
OCA25 - 16, 20	HMC25
OCA32 - 6, 8, 10, 12, 13, 14, 15, 16, 17, 18, 19, 20, 21, 22, 23, 24, 25	HMC32
OCA42 - 6, 8, 10, 12, 14, 16, 19, 20, 24, 25, 31, 32	HMC42

Sealed collet nut for coolant-through tools

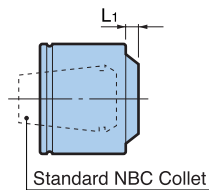
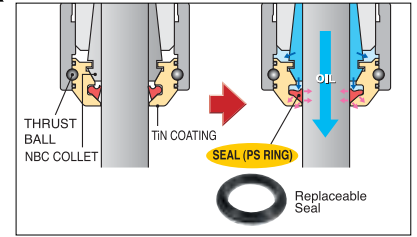
MEGA PERFECT SEAL PAT. For MEGA NEW BABY CHUCK



MAX. COOLANT PRESSURE
7MPa

Reliable coolant supply to the tool tip!

Unique design increases sealing performance with higher coolant pressure to create a "perfect seal".
Remove the PS Ring, to supply coolant to the cutting tool periphery.



2way coolant

Through Tools

Jet Through



With PS RING



Without PS RING

Model	Cutter Shank Dia.	L1	Collet Model	Model	Cutter Shank Dia.	L1	Collet Model		
MPS 6-03035	3 - 3.5	2.3	NBC 6-3 - 3.75	MPS16-03035	3 - 3.5	4.0	NBC16-3 - 4		
-0304	3 - 4		-3 - 4.25	-0304	3 - 4		-3 - 4.5		
-04045	4 - 4.5		-4 - 4.75	-04045	4 - 4.5		-4 - 5		
-0405	4 - 5		-4 - 5.25	-0405	4 - 5		-4 - 5.5		
-05055	5 - 5.5		-5 - 5.75	-05055	5 - 5.5		-5 - 6		
-0506	5 - 6		-5 - 6	-0506	5 - 6		-5 - 6.5		
MPS 8-03035	3 - 3.5	3.9	NBC 8-3 - 4	-06065	6 - 6.5	4.3	-6 - 7		
-0304	3 - 4		-3 - 4.5	-0607	6 - 7		-6 - 7.5		
-04045	4 - 4.5		-4 - 5	-07075	7 - 7.5		-7 - 8		
-0405	4 - 5		-4 - 5.5	-0708	7 - 8		-7 - 8.5		
-05055	5 - 5.5		-5 - 6	-08085	8 - 8.5		-8 - 9		
-0506	5 - 6		-5 - 6.5	-0809	8 - 9		-8 - 9.5		
-06065	5 - 6.5	3.4	-6 - 7	-09095	9 - 9.5	4.6	-9 - 10		
-0607	6 - 7		-6 - 7.5	-0910	9 - 10		-9 - 10.5		
-07075	7 - 7.5		-7 - 8	-10105	10 - 10.5		-10 - 11		
-0708	7 - 8		-7 - 8	-1011	10 - 11		-10 - 11.5		
MPS10-03035	3 - 3.5		3.9	NBC10-3 - 4	-11115		11 - 11.5	5.1	-11 - 12
-0304	3 - 4			-3 - 4.5	-1112		11 - 12		-11 - 12.5
-04045	4 - 4.5	-4 - 5		-12125	12 - 12.5	-12 - 13			
-0405	4 - 5	-4 - 5.5		-1213	12 - 13	-12 - 13.5			
-05055	5 - 5.5	-5 - 6		-1314	13 - 14	-13 - 14.5			
-0506	5 - 6	-5 - 6.5		-1415	14 - 15	-14 - 15.5			
-06065	6 - 6.5	4.3	-6 - 7	-1516	15 - 16	-15 - 16			
-0607	6 - 7		-6 - 7.5	MPS20-03035	3 - 3.5	NBC20-3 - 4			
-07075	7 - 7.5		-7 - 8	-0304	3 - 4		-3 - 4.5		
-0708	7 - 8		-7 - 8.5	-04045	4 - 4.5		-4 - 5		
-08085	8 - 8.5		-8 - 9	-0405	4 - 5		-4 - 5.5		
-0809	8 - 9		-8 - 9.5	-05055	5 - 5.5		-5 - 6		
-09095	9 - 9.5	-9 - 10	-0506	5 - 6	-5 - 6.5				
-0910	9 - 10	3.5	-9 - 10	-06065	6 - 6.5	-6 - 7			
MPS13-03035	3 - 3.5		NBC13-3 - 4	-0607	6 - 7	-6 - 7.5			
-0304	3 - 4		-3 - 4.5	-07075	7 - 7.5	-7 - 8			
-04045	4 - 4.5		-4 - 5	-0708	7 - 8	-7 - 8.5			
-0405	4 - 5		-4 - 5.5	-08085	8 - 8.5	-8 - 9			
-05055	5 - 5.5		-5 - 6	-0809	8 - 9	-8 - 9.5			
-0506	5 - 6	4.3	-5 - 6.5	-09095	9 - 9.5	-9 - 10			
-06065	6 - 6.5		-6 - 7	-0910	9 - 10	-9 - 10.5			
-0607	6 - 7		-6 - 7.5	-10105	10 - 10.5	-10 - 11			
-07075	7 - 7.5		-7 - 8	-1011	10 - 11	-10 - 11.5			
-0708	7 - 8		-7 - 8.5	-11115	11 - 11.5	-11 - 12			
-08085	8 - 8.5		-8 - 9	-1112	11 - 12	-11 - 12.5			
-0809	8 - 9	4.9	-8 - 9.5	-12125	12 - 12.5	-12 - 13			
-09095	9 - 9.5		-9 - 10	-1213	12 - 13	-12 - 13.5			
-0910	9 - 10		-9 - 10.5	-1314	13 - 14	-13 - 14.5			
-10105	10 - 10.5		-10 - 11	-1415	14 - 15	-14 - 15.5			
-1011	10 - 11		-10 - 11.5	-1516	15 - 16	-15 - 16.5			
-11115	11 - 11.5		-11 - 12	-1617	16 - 17	-16 - 17.5			
-1112	11 - 12	4.2	-11 - 12.5	-1718	17 - 18	-17 - 18.5			
-12125	12 - 12.5		-12 - 13	-1819	18 - 19	-18 - 19.5			
-1213	12 - 13		-12 - 13	-1920	19 - 20	-19 - 20			

- 1 pce. of PS Ring is included.
- To supply coolant to the periphery of the cutting tool, Adjusting Screw should not be mounted.

[PS RING] PAT.



Model Description

PS - 0304

PS Ring

- Replaceable seal is installed in the MEGA PERFECT SEAL

(Replacement seal is recommended when coolant leaks due to damage of the PS Ring.)

Model	Corresponding MPS Model	Model	Corresponding MPS Model	Model	Corresponding MPS Model
PS-0304	MPS □-03035,0304	PS-0809	MPS □-08085,0809	PS-1314	MPS □-1314
0405	04045,0405	0910	09095,0910	1415	1415
0506	05055,0506	1011	10105,1011	1516	1516
0607	06065,0607	1112	11115,1112	1617	1617
0708	07075,0708	1213	12125,1213	1718	1718
				1819	1819
				1920	1920

1 package contains
5 pcs. (1 size).

Sealed collet nut for coolant-through tools

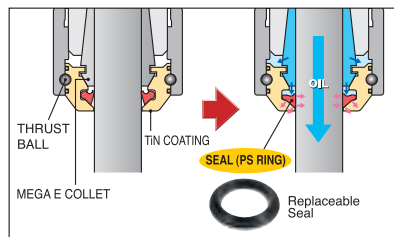
MEGA E PERFECT SEAL PAT. For MEGA E CHUCK



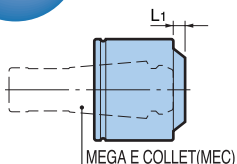
Reliable coolant supply to the tool tip!

Unique design increases sealing performance with higher coolant pressure to create a "perfect seal".

Remove the PS Ring, to supply coolant to the cutting tool periphery.



MAX. COOLANT PRESSURE
7MPa



2way coolant

Through Tools

Jet Through



With PS RING




Without PS RING

Model	Cutter Shank Dia.	L1	Collet Model
EPS 6-03	3	5.6	MEC 6- 3
-04	4	5.2	- 4
-05	5		- 5
-06	6		- 6
EPS 8-03	3	6.4	MEC 8- 3
-04	4	6	- 4
-05	5		- 5
-06	6		- 6
-07	7		- 7
-08	8	5.6	- 8
EPS10-03	3	6.4	MEC10- 3
-04	4	6.3	- 4
-05	5		- 5
-06	6		- 6
-07	7		- 7
-08	8		- 8
-09	9		- 9
-10	10	5.7	-10

Model	Cutter Shank Dia.	L1	Collet Model
EPS13-03	3	6.4	MEC13- 3
-04	4	6	- 4
-05	5		- 5
-06	6		- 6
-07	7		- 7
-08	8	6.5	- 8
-09	9		- 9
-10	10		-10
-11	11	6.2	-11
-12	12		-12

- 1 pce. of PS Ring is included.
- To supply coolant to the periphery of the cutting tool, Adjusting Screw should not be mounted.



Ideal for burnishing drills and reamers due to extended gripping length of MEGA E CHUCK.

[PS RING] PAT.

- Replaceable seal is installed in the MEGA E PERFECT SEAL.

(Replacement seal is recommended when coolant leaks due to damage of the PS Ring.)



1 package contains
5 pcs. (1 size).

Model	Chuck Model
PS-0304	EPS □-03
-0405	-04
-0506	-05
-0607	-06
-0708	-07
-08	-08

Model	Chuck Model
PS-0809	EPS □-09
-0910	-10
-1011	-11
-1112	-12

Sealed collet nut for coolant-through tools

BABY PERFECT SEAL PAT. For NEW BABY CHUCK

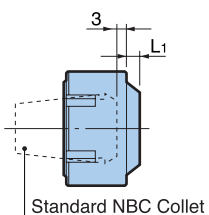


Reliable coolant supply to the tool tip!

Unique design increases sealing performance with higher coolant pressure to create a "perfect seal".

Remove the PS Ring, to supply coolant to the cutting tool periphery.

MAX. COOLANT PRESSURE
7MPa



2way coolant

Through Tools

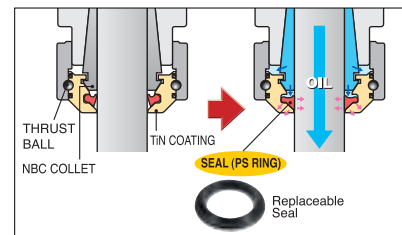
Jet Through



With PS RING



Without PS RING



Model	Cutter Shank Dia.	L1	Collet Model	Model	Cutter Shank Dia.	L1	Collet Model		
BPS 6-03035	3 - 3.5	2.3	NBC 6-3 - 3.75	BPS16-03035	3 - 3.5	4.0	NBC16-3 - 4		
-0304	3 - 4		-3 - 4.25	-0304	3 - 4		-3 - 4.5		
-04045	4 - 4.5		-4 - 4.75	-04045	4 - 4.5		-4 - 5		
-0405	4 - 5		-4 - 5.25	-0405	4 - 5		-4 - 5.5		
-05055	5 - 5.5		-5 - 5.75	-05055	5 - 5.5		-5 - 6		
-0506	5 - 6		-5 - 6	-0506	5 - 6		-5 - 6.5		
BPS 8-03035	3 - 3.5	3.9	NBC 8-3 - 4	-06065	6 - 6.5	4.3	-6 - 7		
-0304	3 - 4		-3 - 4.5	-0607	6 - 7		-6 - 7.5		
-04045	4 - 4.5		-4 - 5	-07075	7 - 7.5		-7 - 8		
-0405	4 - 5		-4 - 5.5	-0708	7 - 8		-7 - 8.5		
-05055	5 - 5.5		-5 - 6	-08085	8 - 8.5		-8 - 9		
-0506	5 - 6		-5 - 6.5	-0809	8 - 9		-8 - 9.5		
-06065	5 - 6.5	3.4	-6 - 7	-09095	9 - 9.5	4.6	-9 - 10		
-0607	6 - 7		-6 - 7.5	-0910	9 - 10		-9 - 10.5		
-07075	7 - 7.5		-7 - 8	-10105	10 - 10.5		-10 - 11		
-0708	7 - 8		-7 - 8	-1011	10 - 11		-10 - 11.5		
BPS10-03035	3 - 3.5		3.9	NBC10-3 - 4	-11115		11 - 11.5	5.1	-11 - 12
-0304	3 - 4			-3 - 4.5	-1112		11 - 12		-11 - 12.5
-04045	4 - 4.5	-4 - 5		-12125	12 - 12.5	-12 - 13			
-0405	4 - 5	-4 - 5.5		-1213	12 - 13	-12 - 13.5			
-05055	5 - 5.5	-5 - 6		-1314	13 - 14	-13 - 14.5			
-0506	5 - 6	-5 - 6.5		-1415	14 - 15	-14 - 15.5			
-06065	6 - 6.5	4.3	-6 - 7	-1516	15 - 16	-15 - 16			
-0607	6 - 7		-6 - 7.5	BPS20-03035	3 - 3.5	4.0	NBC20-3 - 4		
-07075	7 - 7.5		-7 - 8	-0304	3 - 4		-3 - 4.5		
-0708	7 - 8		-7 - 8.5	-04045	4 - 4.5		-4 - 5		
-08085	8 - 8.5		-8 - 9	-0405	4 - 5		-4 - 5.5		
-0809	8 - 9		-8 - 9.5	-05055	5 - 5.5		-5 - 6		
-09095	9 - 9.5	-9 - 10	-0506	5 - 6	-5 - 6.5				
-0910	9 - 10	3.5	-9 - 10	-06065	6 - 6.5	4.3	-6 - 7		
BPS13-03035	3 - 3.5		NBC13-3 - 4	-0607	6 - 7		-6 - 7.5		
-0304	3 - 4		-3 - 4.5	-07075	7 - 7.5		-7 - 8		
-04045	4 - 4.5		-4 - 5	-0708	7 - 8		-7 - 8.5		
-0405	4 - 5		-4 - 5.5	-08085	8 - 8.5		-8 - 9		
-05055	5 - 5.5		-5 - 6	-0809	8 - 9		-8 - 9.5		
-0506	5 - 6	4.3	-5 - 6.5	-09095	9 - 9.5	4.6	-9 - 10		
-06065	6 - 6.5		-6 - 7	-0910	9 - 10		-9 - 10.5		
-0607	6 - 7		-6 - 7.5	-10105	10 - 10.5		-10 - 11		
-07075	7 - 7.5		-7 - 8	-1011	10 - 11		-10 - 11.5		
-0708	7 - 8		-7 - 8.5	-11115	11 - 11.5		-11 - 12		
-08085	8 - 8.5		-8 - 9	-1112	11 - 12		-11 - 12.5		
-0809	8 - 9	4.9	-8 - 9.5	-12125	12 - 12.5	5.1	-12 - 13		
-09095	9 - 9.5		-9 - 10	-1213	12 - 13		-12 - 13.5		
-0910	9 - 10		-9 - 10.5	-1314	13 - 14		-13 - 14.5		
-10105	10 - 10.5		-10 - 11	-1415	14 - 15		-14 - 15.5		
-1011	10 - 11		-10 - 11.5	-1516	15 - 16		-15 - 16.5		
-11115	11 - 11.5		-11 - 12	-1617	16 - 17		-16 - 17.5		
-1112	11 - 12	4.2	-11 - 12.5	-1718	17 - 18	4.6	-17 - 18.5		
-12125	12 - 12.5		-12 - 13	-1819	18 - 19		-18 - 19.5		
-1213	12 - 13		-12 - 13	-1920	19 - 20		-19 - 20		

• 1 pce. of PS Ring is included.

• To supply coolant to the periphery of the cutting tool, Adjusting Screw should not be mounted.

[PS RING] PAT.



• Replaceable seal is installed in the BABY PERFECT SEAL

(Replacement seal is recommended when coolant leaks due to damage of the PS Ring.)

Model	Corresponding BPS Model	Model	Corresponding BPS Model	Model	Corresponding BPS Model
PS-0304	BPS □-03035,0304	PS-0809	BPS □-08085,0809	PS-1314	BPS □-1314
0405	04045,0405	0910	09095,0910	1415	1415
0506	05055,0506	1011	10105,1011	1516	1516
0607	06065,0607	1112	11115,1112	1617	1617
0708	07075,0708	1213	12125,1213	1718	1718
				1819	1819
				1920	1920

1 package contains 5 pcs. (1 size).